# SITUASI SEMASA
# PENYAKIT BAWAAN VEKTOR DI KUALA LUMPUR DAN PUTRAJAYA

Bagi Minggu Epid 02/2025 (05.01.2025 – 11.01.2025)

## JADUAL 1: PERBANDINGAN KUMULATIF KES DENGGI KUALA LUMPUR DAN PUTRAJAYA PADA MINGGU EPID 02/2025 (2024 VS. 2025)

| Bil. | Zon | Jumlah Kes | | Perbezaan Kes | Perbezaan (%) |
|---|---|---|---|---|---|
| | | Sehingga ME02/2024 | Sehingga ME02/2025 | | |
| 1 | Kuala Lumpur | 733 | 337 | -396 | -54.0% |
| 2 | Putrajaya | 25 | 14 | -11 | -44.0% |
| Kuala Lumpur & Putrajaya | | 758 | 351 | -407 | -53.7% |

Nota: ( ) Bilangan Kematian

**Purata Kes Mingguan: 176**

## JADUAL 2: KES DENGGI DILAPORKAN MENGIKUT PEJABAT KESIHATAN PADA MINGGU EPID 02/2025

| Bil. | Pejabat Kesihatan | Parlimen | Jumlah Kes | | | | Jumlah Kes Sehingga Minggu 02/2025 | Peratus (%) Kes |
|---|---|---|---|---|---|---|---|---|
| | | | Minggu 01/2025 29.12.2024 Hingga 04.01.2025 | | Minggu 02/2025 05.01.2025 Hingga 11.01.2025 | | | |
| 1 | Cheras | Cheras | 16 | 27 | 15 | 35 | 62 | 17.7% |
| | | Bdr Tun Razak | 11 | | 20 | | | |
| 2 | Lembah Pantai | Lembah Pantai | 15 | 40 | 19 | 42 | 82 | 23.4% |
| | | Bkt Bintang | 9 | | 10 | | | |
| | | Seputeh | 16 | | 13 | | | |
| 3 | Kepong | Kepong | 5 | 33 | 4 | 38 | 71 | 20.2% |
| | | Segambut | 16 | | 20 | | | |
| | | Batu | 12 | | 14 | | | |
| 4 | Titiwangsa | Setiawangsa | 23 | 61 | 18 | 61 | 122 | 34.8% |
| | | Titiwangsa | 14 | | 9 | | | |
| | | Wangsa Maju | 24 | | 34 | | | |
| 5 | Putrajaya | Putrajaya | 8 | 8 | 6 | 6 | 14 | 3.9% |
| Kuala Lumpur & Putrajaya | | | 169 | | 182 | | 351 | |

Nota: ( ) Bilangan Kematian

**JADUAL 3: KES DENGGI DI LAPORKAN PADA MINGGU EPID 02/2025**

| Bil. | Pejabat Kesihatan | Bilangan Kes dan kematian() | | Kumulatif kes denggi sehingga ME 02/2024 | Kumulatif kes denggi sehingga ME 02/2025 | Perbezaan peratus kes pada minggu epid 2024 dan 2025 (+/-) | Kadar insiden 2025 |
|---|---|---|---|---|---|---|---|
| | | ME 01/2025 29.12.2024 Hingga 04.01.2025 | ME 02/2025 05.01.2025 Hingga 11.01.2025 | | | | |
| 1 | Cheras (329,900) | 27 | 35 | 172 | 62 | -63.9 | 19 |
| 2 | Lembah Pantai (596,000) | 40 | 42 | 180 | 82 | -54.4 | 14 |
| 3 | Kepong (583,900) | 33 | 38 | 177 | 71 | -59.9 | 12 |
| 4 | Titiwangsa (488,800) | 61 | 61 | 204 | 122 | -40.2 | 25 |
| 5 | Putrajaya (119,200) | 8 | 6 | 25 | 14 | -44.0 | 12 |
| **Kuala Lumpur & Putrajaya (2,117,800)** | | **169** | **182** | **758** | **351** | **-53.7** | **17** |

Nota: Kadar Insiden (IR) bagi tahun 2023 adalah 679
: ( ) Bilangan Kematian

**JADUAL 4: BILANGAN WABAK DENGGI DI KUALA LUMPUR DAN PUTRAJAYA PADA MINGGU EPID 02/2025**

| Bil. | Pejabat Kesihatan | Wabak Aktif ME02/2025 | | Kumulatif Wabak Sehingga ME02/2025 | | Jumlah Wabak (Hotspot) Sehingga Minggu Epid 02/2025 |
|---|---|---|---|---|---|---|
| | | Wabak Terkawal | Wabak Tidak Terkawal/ Hotspot | Wabak Terkawal | Wabak Tidak Terkawal/Hotspot | |
| 1 | CHERAS | 9 | 0/3 | 9 | 0/0 | 9 |
| 2 | LEMBAH PANTAI | 17 | 1/0 | 18 | 0/0 | 18 |
| 3 | KEPONG | 10 | 0/1 | 11 | 0/0 | 11 |
| 4 | TITIWANGSA | 21 | 1/0 | 22 | 0/0 | 22 |
| 5 | PUTRAJAYA | 3 | 0/0 | 3 | 0/0 | 3 |
| **JUMLAH** | | **60** | **2/4** | **63** | **0/0** | **63** |

Nota: : Kumulatif bilangan lokaliti wabak
: ( ) Bilangan lokaliti *hotspot*

**JADUAL 5: KES DAN KEMATIAN DENGGI MALAYSIA SERTA WP KUALA LUMPUR & PUTRAJAYA PADA MINGGU EPID 02/2025**

| Bil. | Negara/ Negeri | Jum. Kes | | Perbezaan Kes | Perbezaan (%) |
|---|---|---|---|---|---|
| | | Sehingga ME02/2024 | Sehingga ME02/2025 | | |
| 1 | Malaysia | **6,706** | **2,872** | **-3,834** | **-57.2%** |
| 2 | WP Kuala Lumpur & Putrajaya | **758** | **351** | **407** | **53.7%** |

**JADUAL 6: SENARAI LOKALITI WABAK DENGGI**
**DI KUALA LUMPUR DAN PUTRAJAYA PADA MINGGU EPID 02/2025**

| Bil | Pejabat Kesihatan | Parlimen | Lokaliti | Jum. Kes | Tempoh Wabak Berlaku (Hari) | Status |
|---|---|---|---|---|---|---|
| 1. | CHERAS | CHERAS | KG CHERAS BARU BUKIT A(LORONG 1,3,5,7,9) | 2 | 3 | WT |
| 2. | | | RESIDENSI PRIMA JALAN JUBILEE | 2 | 5 | WT |
| 3. | | | KENANGA POINT CONDOMINIUM | 2 | 9 | WT |
| 4. | | | WARISAN CITYVIEW FASA 1 (BLOK A, B, C, & CHJ) | 30 | 67 | HS |
| 5. | | BANDAR TUN RAZAK | DESA TASIK POLIS (BLOK 19-49) | 2 | 2 | WT |
| 6. | | | DESA TASIK POLIS (BLOK 1-17) | 5 | 2 | WT |
| 7. | | | PRIMA ALAM DAMAI (BLOK B1-B4 RESIDENSI PRIMA | 2 | 3 | WT |
| 8. | | | APARTMENT M VERTICA RESIDENSI (BLOK A,B) | 2 | 7 | WT |
| 9. | | | FLAT SRI SABAH A(BLOK 54-60) | 3 | 10 | WT |
| 10. | | | PPR DESA TUN RAZAK | 3 | 12 | WT |
| 11. | | | BANDAR TASIK SELATAN FASA 3 (JLN 22/146 - JLN 29/146) | 8 | 38 | HS |
| 12. | | | FLAT SRI PULAU PINANG A (BLOK 1-12) | 9 | 45 | HS |
| 13. | LEMBAH PANTAI | LEMBAH PANTAI | INWOOD RESIDENCES @ PANTAI SENTRAL PARK | 2 | 3 | WT |
| 14. | | | SOUTH VIEW APARTMENT | 4 | 4 | WT |
| 15. | | | DESA AMAN 2 (PDRM) | 2 | 4 | WT |

| | | | | | | |
|---|---|---|---|---|---|---|
| 16. | | | BANGSAR (JALAN MEDANG TANDUK) | 2 | 4 | WT |
| 17. | | | TAMAN SRI SENTOSA (BLOK 31,33,35,37,39,41) | 2 | 6 | WT |
| 18. | | | VISTA ANGKASA (BLOK 3,4,5,6,7,8) | 3 | 9 | WT |
| 19. | | | PANTAI HILL PARK FASA 1 | 2 | 11 | WT |
| 20. | | | SOUTHLINK LIFESTYLE APARTMENTS, BANGSAR SOUTH | 4 | 10 | WT |
| 21. | | | RESIDENSI SURIA PANTAI | 3 | 12 | WT |
| 22. | | | VISTA ANGKASA (BLOK 1 & 2) | 2 | 13 | WT |
| 23. | | SEPUTEH | THE LEAFZ RESIDENCE | 2 | 2 | WT |
| 24. | | | JALAN TIARA B - JALAN TIARA 6-10 | 2 | 5 | WT |
| 25. | | | MERCU JALIL APARTMENT | 2 | 5 | WT |
| 26. | | | ENDAH PROMENADE CONDO | 2 | 7 | WT |
| 27. | | | KM1 EAST CONDOMINIUM | 2 | 9 | WT |
| 28. | | | PETALING INDAH KONDO FASA 2 (BLOK 10 & 12) | 2 | 9 | WT |
| 29. | | | TAMAN TAN YEW LAI B | 2 | 14 | WT |
| 30. | | | KUCHAI AVENUE - JLN KUCHAI MAJU | 4 | 29 | WTK |
| 31. | KEPONG | KEPONG | JINJANG UTARA (JALAN JINJANG DAMAI, JALAN JINJANG DAMAI 1-6) | 2 | 7 | WT |
| 32. | | SEGAMBUT | PUTRA MAJESTIK KONDO (BLOK A,B,C) | 4 | 13 | WT |
| 33. | | | KUARTERS KERAJAAN JALAN DUTA (A,B,C,D,E,F) | 4 | 15 | WT |

| | | | | | | |
|---|---|---|---|---|---|---|
| 34. | | | MENARA MEGAH CONDO | 3 | 23 | WT |
| 35. | | | KUARTERS KERAJAAN JALAN DUTA (G,H,J,K) | 15 | 47 | HS |
| 36. | | BATU | PANGSAPURI MENARA ORKID( JALAN 3/48A BANDAR BARU SENTUL) | 2 | 3 | WT |
| 37. | | | PANGSAPURI MELUR (JALAN 2/48A BANDAR BARU SENTUL) | 2 | 3 | WT |
| 38. | | | TAMAN KOPERASI POLIS FASA 2 (JALAN 28/10,56/10,57/10/58/10/59/10 (RUMAH KEDAI)) | 2 | 6 | WT |
| 39. | | | PPR BERINGIN (D,E,F) | 2 | 6 | WT |
| 40. | | | PPR TAMAN WAHYU 2 (BLOK A, B DAN C) | 3 | 9 | WT |
| 41. | | | PANGSAPURI AMAN PUTRA | 2 | 12 | WT |
| 42. | TITIWANGSA | SETIAWANGSA | RESIDENSI SKY AWANI 3 SETAPAK | 2 | 6 | WT |
| 43. | | | TAMAN SETIAWANGSA (KALEIDOSCOPE RESIDENSI) | 2 | 10 | WT |
| 44. | | | APPT MAWAR SARI | 5 | 13 | WT |
| 45. | | | APPT MAHSURI | 6 | 13 | WT |
| 46. | | | VILLA WANGSA MAS | 3 | 15 | WT |
| 47. | | | PPR SRI SEMARAK | 4 | 14 | WT |
| 48. | | | PA DESA REJANG (BLOK A,B,C,D) | 5 | 17 | WT |
| 49. | | TITIWANGSA | TAMAN MALURI (JALAN JEJAKA 2,3,4,5,7,9) | 2 | 6 | WT |
| 50. | | | PICOMS 9, KG. BARU | 2 | 11 | WT |
| 51. | | | FLAT TAMAN MALURI 1 / 2 / 3 | 2 | 13 | WT |

| | | | | | | |
|---|---|---|---|---|---|---|
| 52. | | | QRTS KAKITANGAN AWAM JALAN COCHRANE | 3 | 16 | WT |
| 53. | | WANGSA MAJU | SEK 2 W/MAJU (BLOK A1-A19) | 2 | 3 | WT |
| 54. | | | MEDAN IDAMAN(IDAMAN SUTERA KONDO) | 2 | 3 | WT |
| 55. | | | TAMAN DESA SETAPAK (TAR VILLA APARTMENT) | 2 | 5 | WT |
| 56. | | | SEK 1 W/MAJU BLOK F | 2 | 5 | WT |
| 57. | | | SETAPAK GREEN CONDO | 2 | 6 | WT |
| 58. | | | TAMAN MELATI (PV5) | 4 | 6 | WT |
| 59. | | | SEK 1 W/MAJU BLOK D | 2 | 8 | WT |
| 60. | | | FLAT DANAU KOTA ( BLOK D & E) | 2 | 11 | WT |
| 61. | | | SEK 2 WANGSA MAJU ( BLOK F) | 2 | 13 | WT |
| 62. | | | FLAT TMN SETAPAK INDAH | 6 | 17 | WT |
| 63. | | | KEM WARDIEBURN (BLOK G) | 27 | 26 | WTK |
| 64. | PUTRAJAYA | PUTRAJAYA | PRESINT 9 - FASA 8 - BLOK 8B1-8B3 | 2 | 3 | WT |
| 65. | | | PRESINT 9 - FASA 7 | 2 | 4 | WT |
| 66. | | | PRESINT 15 - PARCEL 15-12A | 2 | 4 | WT |

**Nota :**

: Lokaliti Hotspot
: Wabak Baru pada minggu epid semasa
: Wabak Tidak Terkawal
: Wabak Tamat

**Disediakan oleh :** Cawangan Penyakit Bawaan Vektor JKWPKL&P
**Disemak dan :** Ketua Penolong Pengarah Kanan (Vektor)
**Disahkan oleh** : Jabatan Kesihatan WP Kuala Lumpur dan Putrajaya
**Tarikh :** 12 Januari 2025

**TREND KES DENGGI MENGIKUT MINGGU EPID BAGI WILAYAH PERSEKUTUAN & PUTRAJAYA**
**BAGI TAHUN 2024 DAN 2025 BAGI EPID 02/2025**

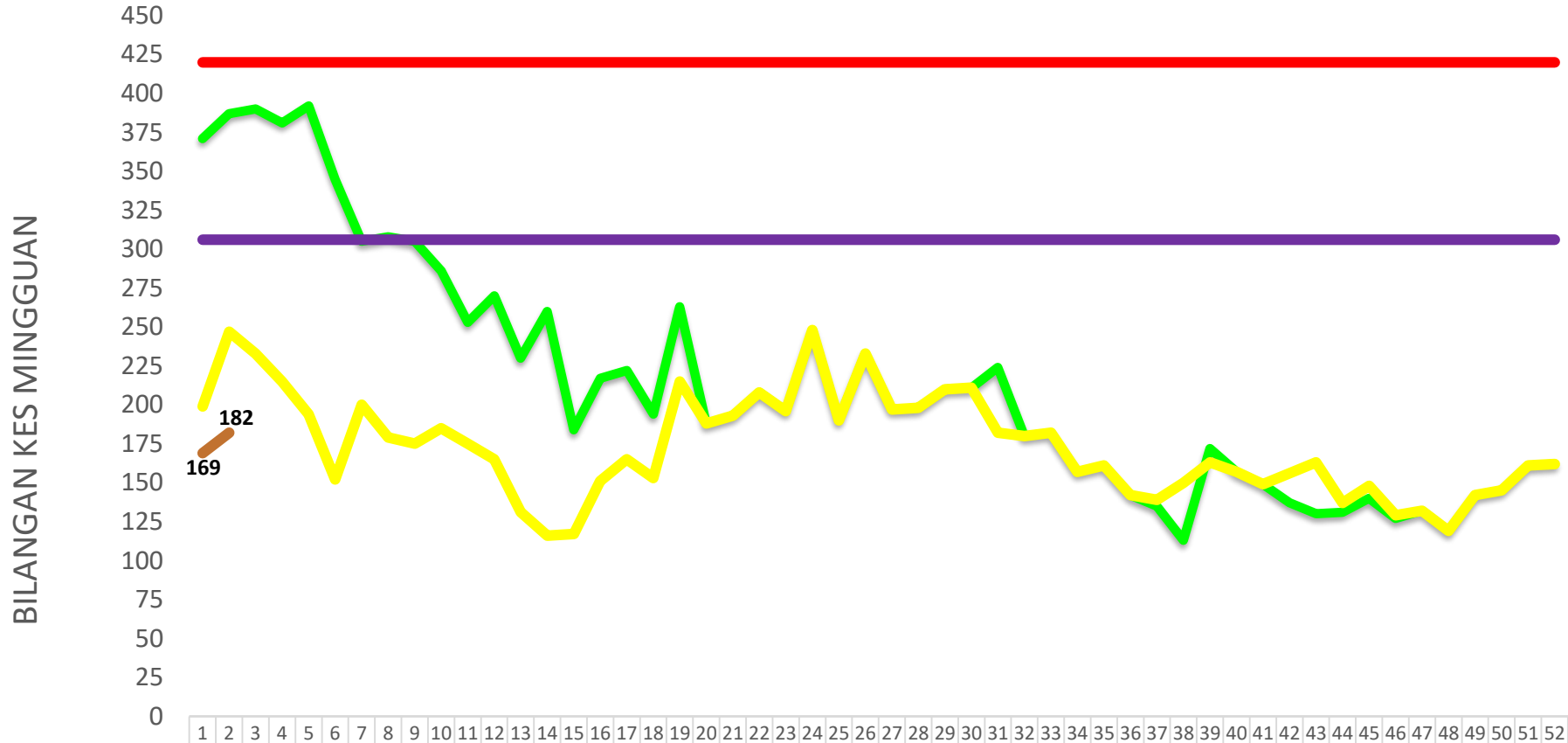


| | 1 | 2 | 3 | 4 | 5 | 6 | 7 | 8 | 9 | 10 | 11 | 12 | 13 | 14 | 15 | 16 | 17 | 18 | 19 | 20 | 21 | 22 | 23 | 24 | 25 | 26 | 27 | 28 | 29 | 30 | 31 | 32 | 33 | 34 | 35 | 36 | 37 | 38 | 39 | 40 | 41 | 42 | 43 | 44 | 45 | 46 | 47 | 48 | 49 | 50 | 51 | 52 | 53 |
|---|---|---|---|---|---|---|---|---|---|---|---|---|---|---|---|---|---|---|---|---|---|---|---|---|---|---|---|---|---|---|---|---|---|---|---|---|---|---|---|---|---|---|---|---|---|---|---|---|---|---|---|---|---|
| 2024 | 37 | 38 | 39 | 38 | 39 | 34 | 30 | 30 | 30 | 28 | 25 | 27 | 23 | 26 | 18 | 21 | 22 | 19 | 26 | 18 | 19 | 20 | 19 | 24 | 19 | 23 | 19 | 19 | 21 | 21 | 22 | 18 | 18 | 15 | 16 | 14 | 13 | 11 | 17 | 15 | 14 | 13 | 13 | 13 | 14 | 12 | 13 | 11 | 14 | 14 | 16 | 16 | |
| 2025 | 16 | 18 | | | | | | | | | | | | | | | | | | | | | | | | | | | | | | | | | | | | | | | | | | | | | | | | | | | |
| ALERT LEVEL | 30 | 30 | 30 | 30 | 30 | 30 | 30 | 30 | 30 | 30 | 30 | 30 | 30 | 30 | 30 | 30 | 30 | 30 | 30 | 30 | 30 | 30 | 30 | 30 | 30 | 30 | 30 | 30 | 30 | 30 | 30 | 30 | 30 | 30 | 30 | 30 | 30 | 30 | 30 | 30 | 30 | 30 | 30 | 30 | 30 | 30 | 30 | 30 | 30 | 30 | 30 | 30 | |
| EPID LEVEL | 42 | 42 | 42 | 42 | 42 | 42 | 42 | 42 | 42 | 42 | 42 | 42 | 42 | 42 | 42 | 42 | 42 | 42 | 42 | 42 | 42 | 42 | 42 | 42 | 42 | 42 | 42 | 42 | 42 | 42 | 42 | 42 | 42 | 42 | 42 | 42 | 42 | 42 | 42 | 42 | 42 | 42 | 42 | 42 | 42 | 42 | 42 | 42 | 42 | 42 | 42 | 42 | |
| MEDIAN 2020-2024 | 19 | 24 | 23 | 21 | 19 | 15 | 20 | 17 | 17 | 18 | 17 | 16 | 13 | 11 | 11 | 15 | 16 | 15 | 21 | 18 | 19 | 20 | 19 | 24 | 19 | 23 | 19 | 19 | 21 | 21 | 18 | 18 | 18 | 15 | 16 | 14 | 13 | 15 | 16 | 15 | 14 | 15 | 16 | 13 | 14 | 12 | 13 | 11 | 14 | 14 | 16 | 16 | |

**KES DAFTAR DENGGI BAGI WILAYAH PERSEKUTUAN KUALA LUMPUR & PUTRAJAYA**
**(SEHINGGA 11 JAN 2025)**

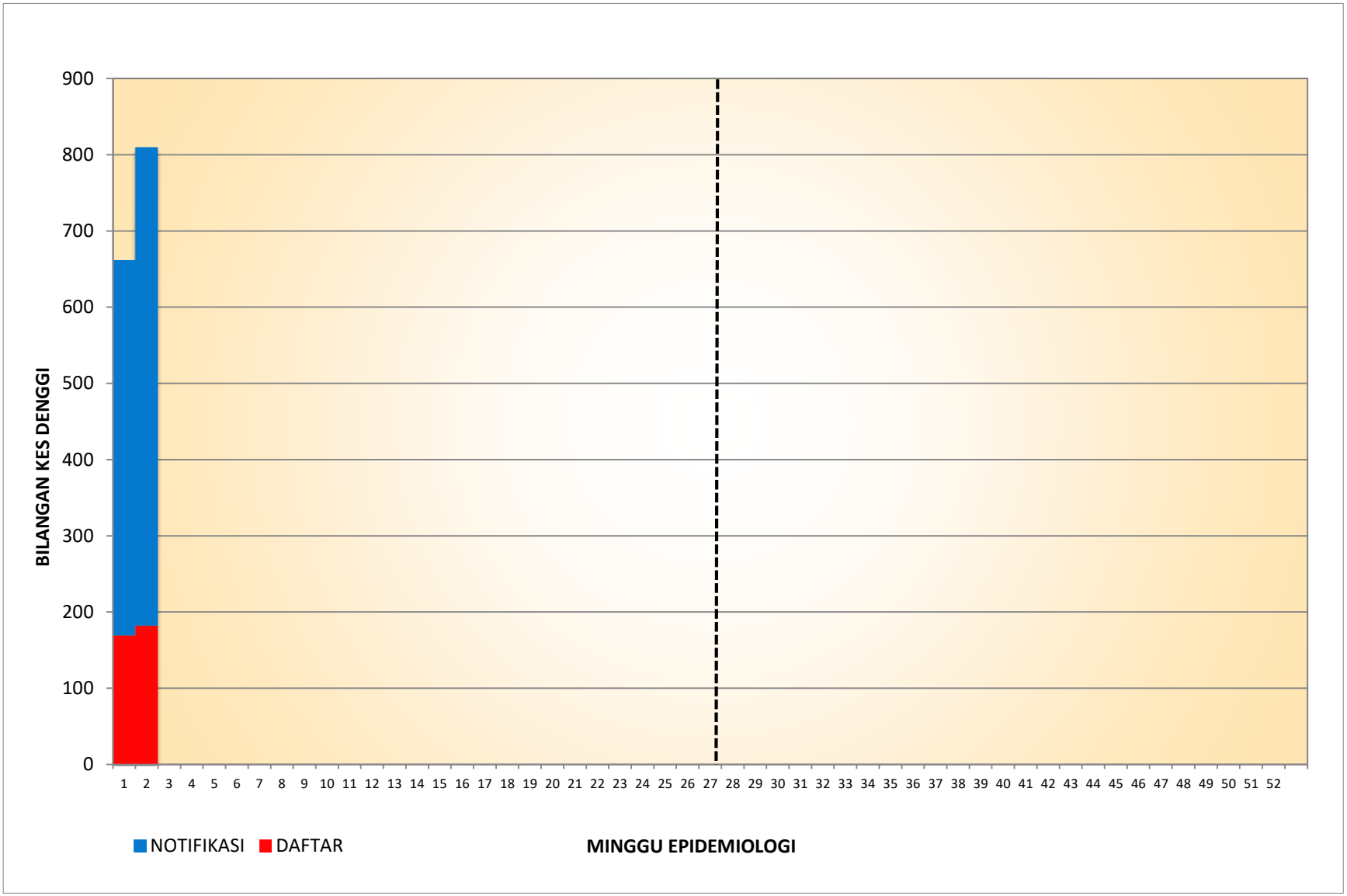

## KES DAFTAR DENGGI BAGI PK CHERAS
## (SEHINGGA 11 JAN 2025)

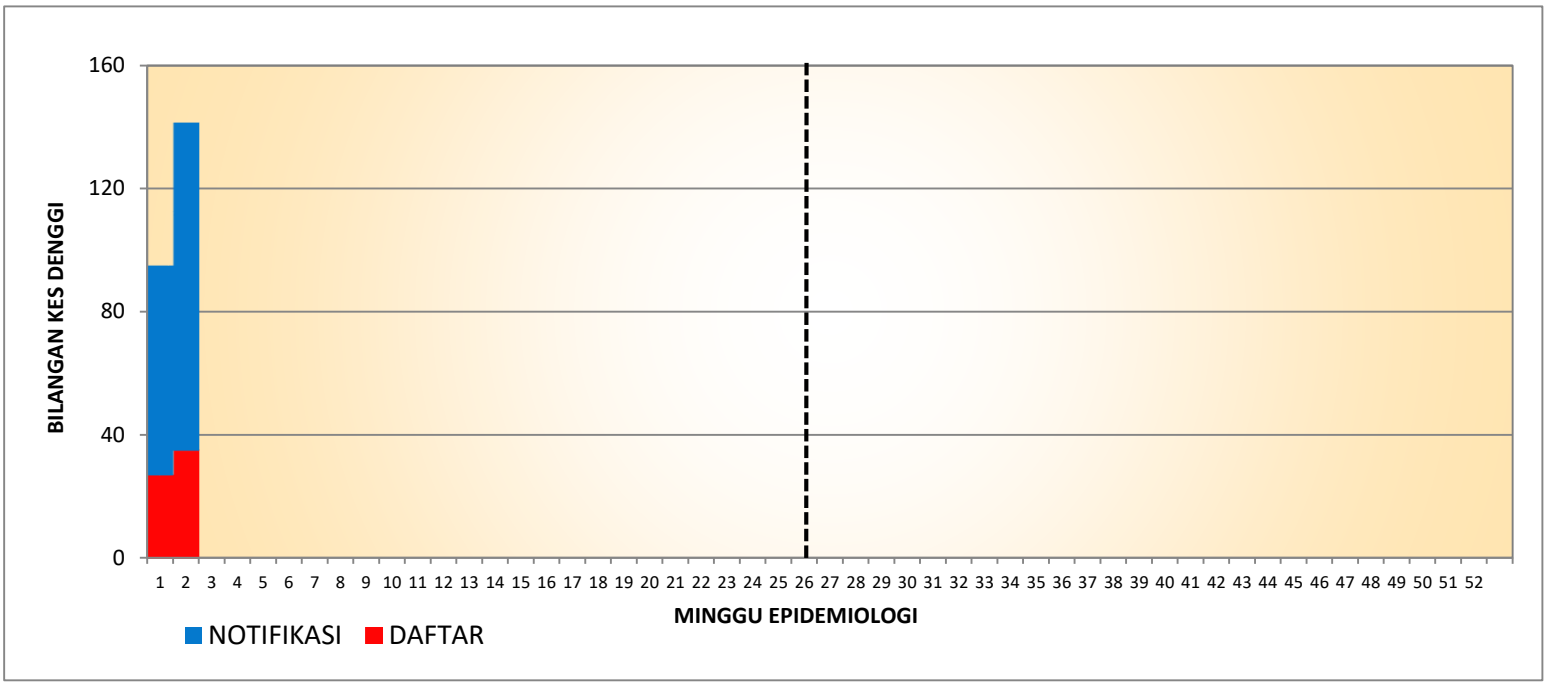


## KES DAFTAR DENGGI BAGI PK LEMBAH PANTAI
## (SEHINGGA 11 JAN 2025)

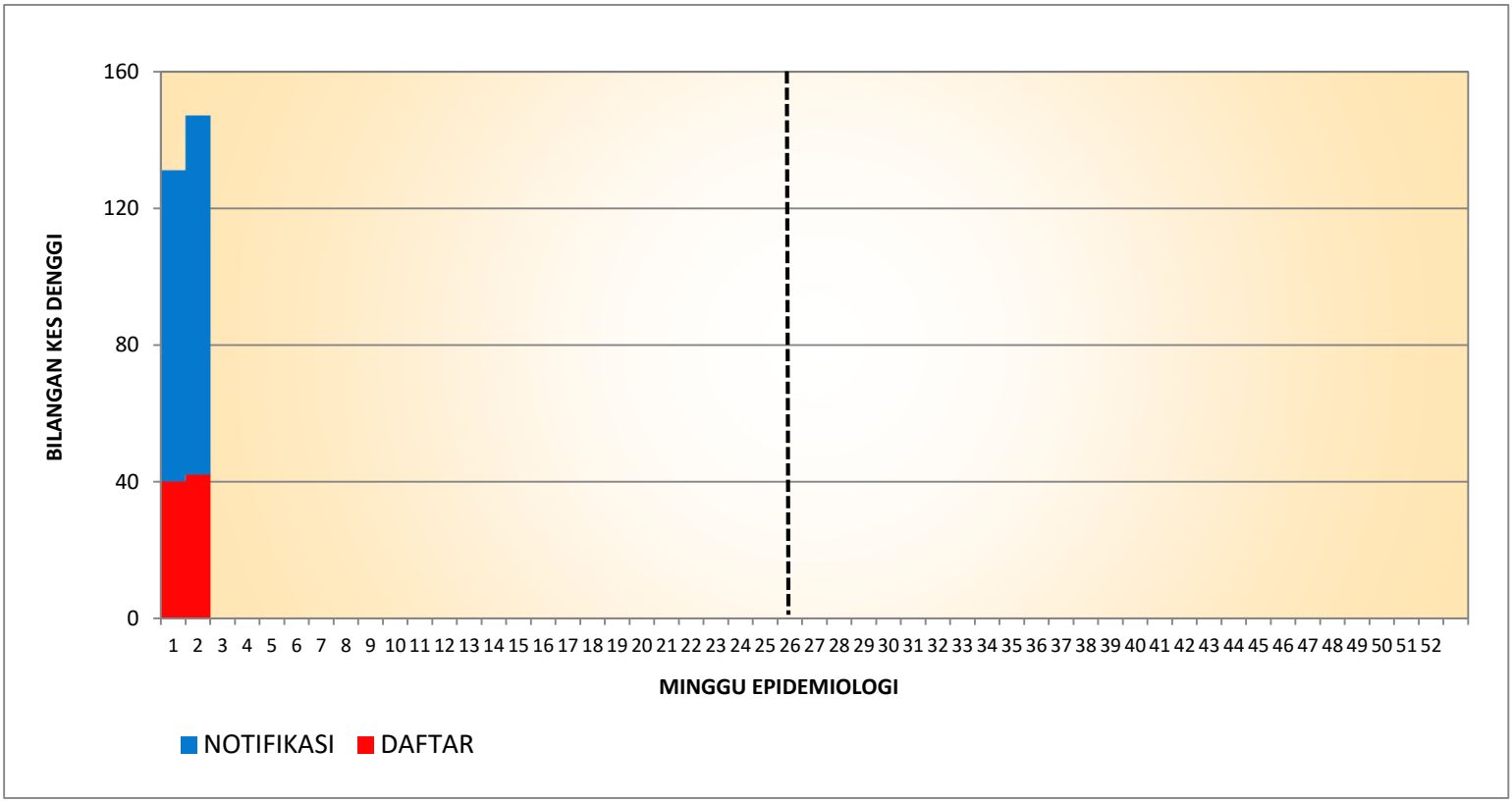

**KES DAFTAR DENGGI BAGI PK KEPONG**
**(SEHINGGA 11 JAN 2025)**

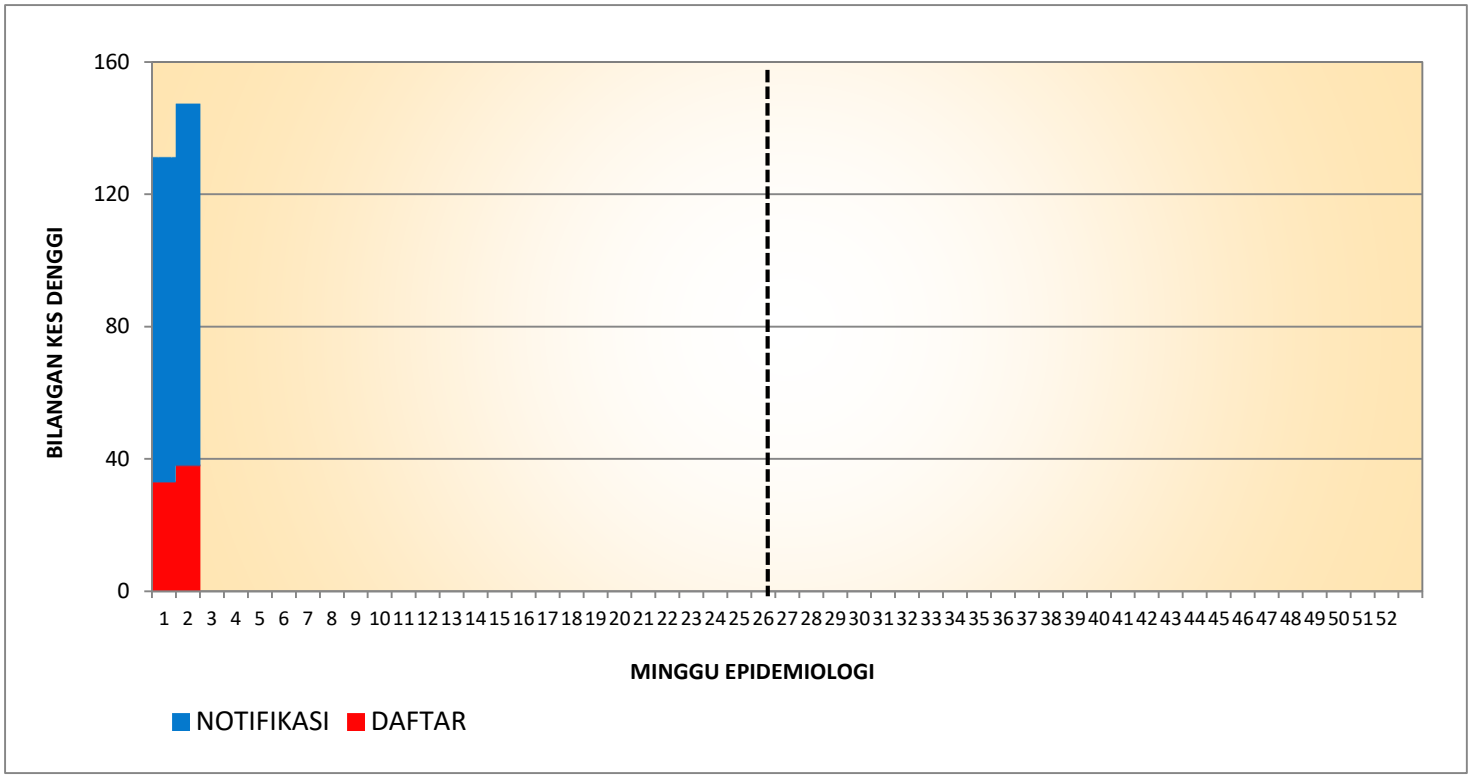

**KES DAFTAR DENGGI PK TITIWANGSA**
**(SEHINGGA 11 JAN 2025)**

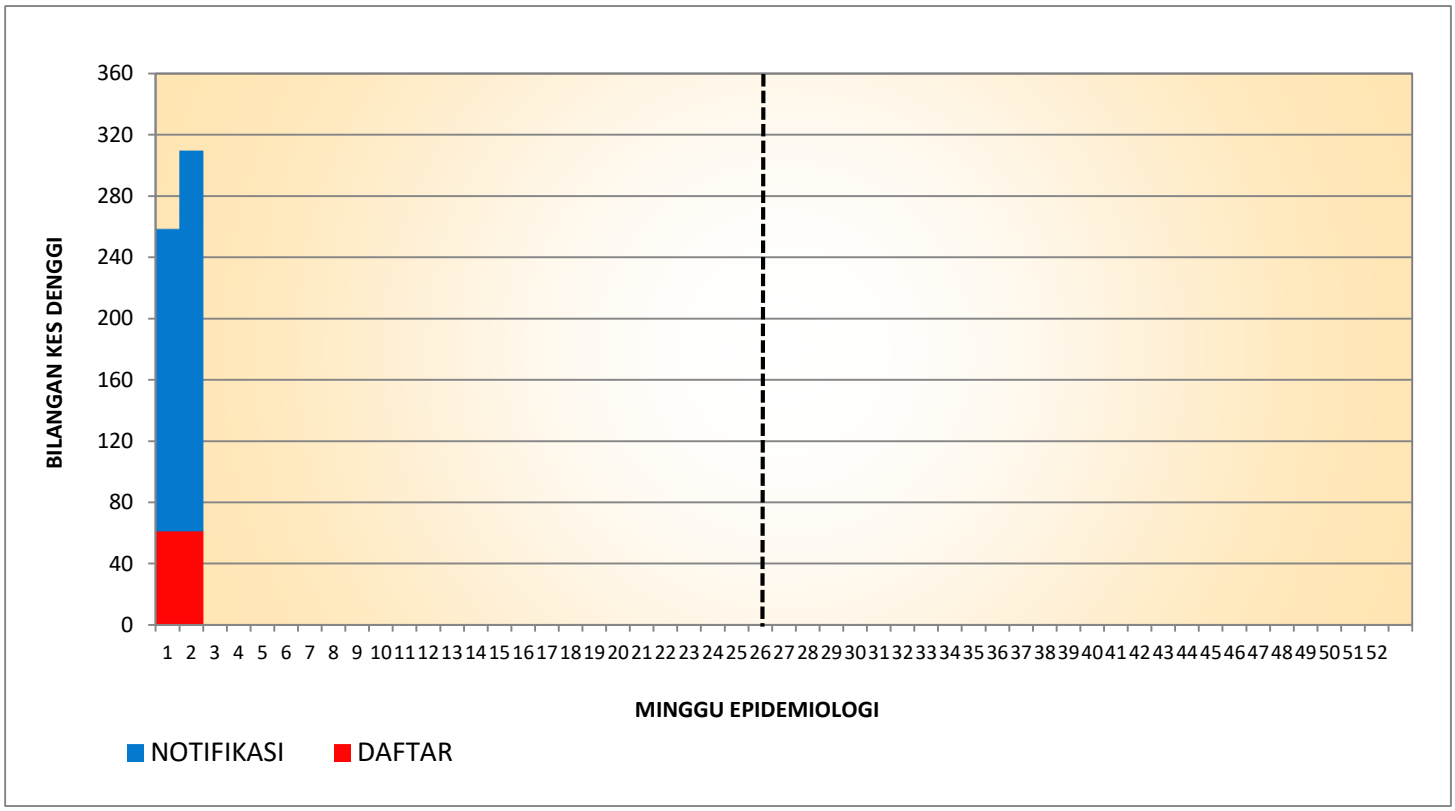

**KES DAFTAR DENGGI PK PUTRAJAYA**
**(SEHINGGA 11 JAN 2025)**

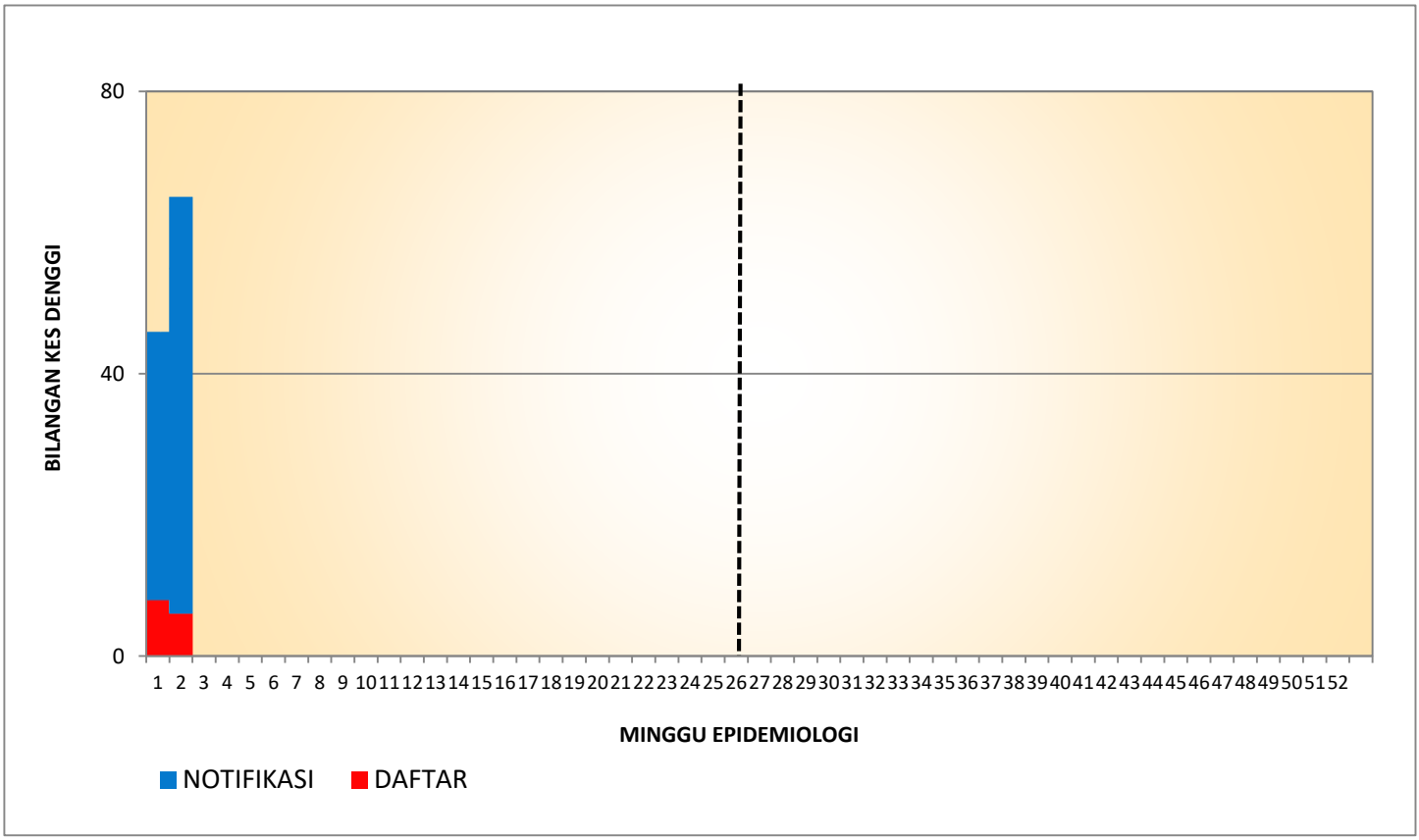

**TREN KUMULATIF WABAK, WTK/HOTSPOT DENGGI MENGIKUT MINGGU EPID**
**BAGI WILAYAH PERSEKUTUAN KUALA LUMPUR & PUTRAJAYA**
**BAGI TAHUN 2022, 2023, 2024 DAN 2025 BAGI ME02/2025**

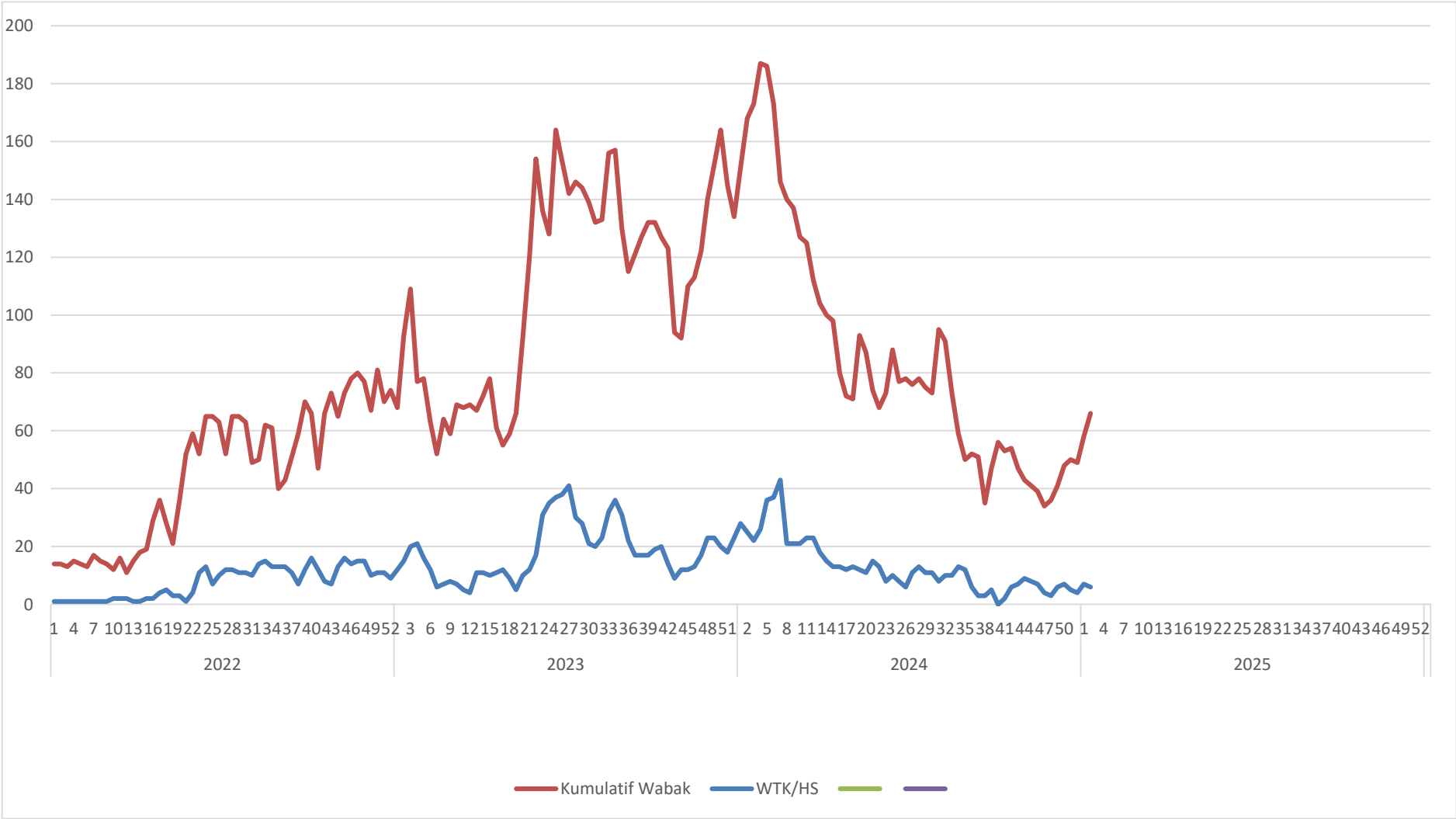

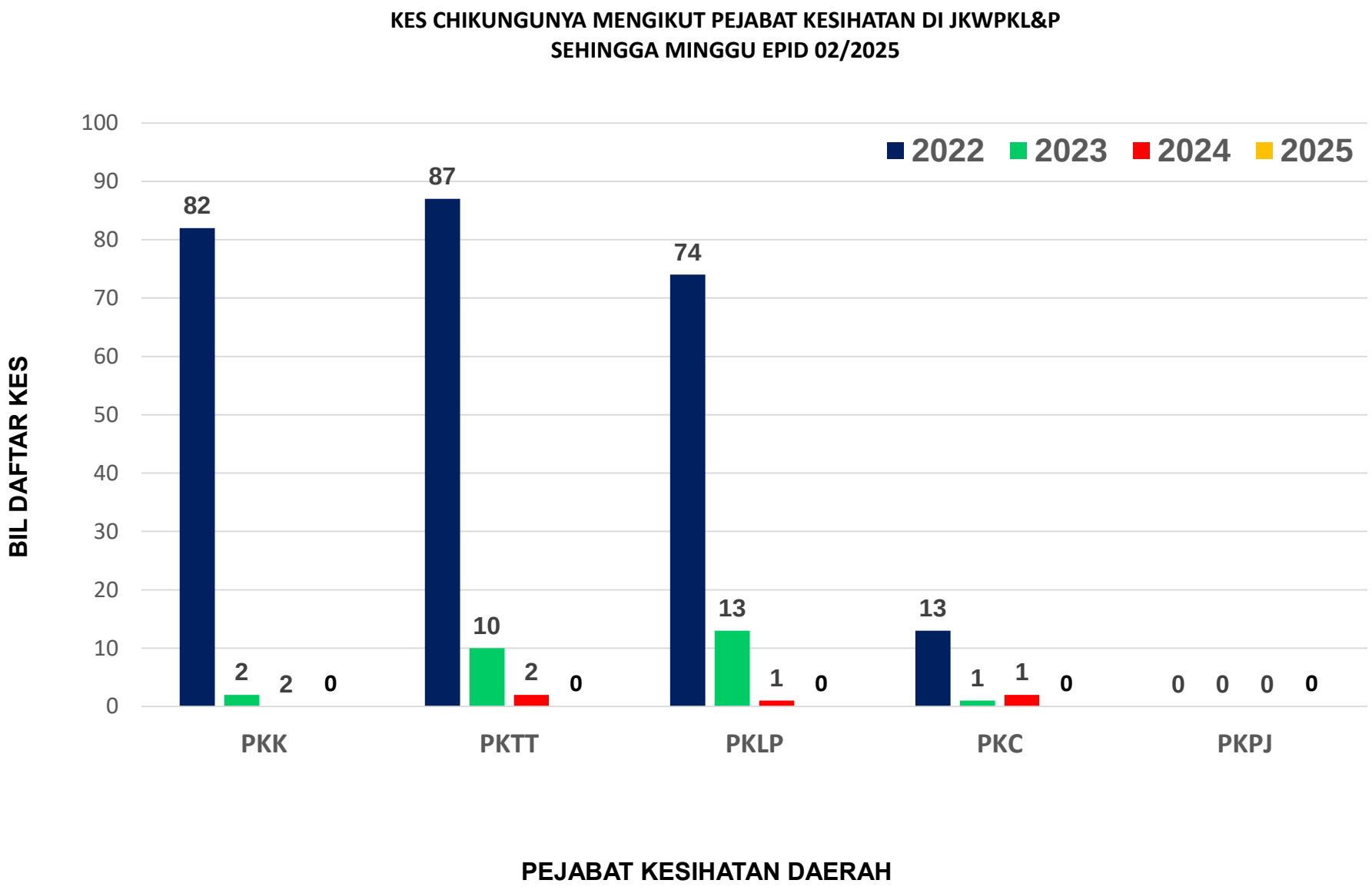
KES CHIKUNGUNYA MENGIKUT PEJABAT KESIHATAN DI JKWPKL&P
SEHINGGA MINGGU EPID 02/2025
2022
2023
2024
2025
BIL DAFTAR KES
100
90
80
70
60
50
40
30
20
10
0
82
2
2
0
87
10
2
0
74
13
1
0
13
1
1
0
0
0
0
0
PKK
PKTT
PKLP
PKC
PKPJ
PEJABAT KESIHATAN DAERAH

**SENARAI LOKALITI WABAK CHIKUNGUNYA DI KUALA LUMPUR DAN PUTRAJAYA**
**SEHINGGA MINGGU EPID 02/2025 (SEHINGGA 11 JAN 2025)**

| Bil | Daerah | Lokaliti | Bil Kes | Bil Hari | Tarikh Notifikasi Kes Ke 2 | Tarikh Notifikasi Akhir | Tarikh Wabak Jangka Tamat |
|---|---|---|---|---|---|---|---|
| 1 | | TIADA WABAK AKTIF CHIKUNGUNYA SEHINGGA ME02/2025 | | | | | |